




## How to Order Your UNLV Rebel Checks from Valley Bank



1. Go to valleybanknv.com
2. Click on the option to reorder personal checks to go to the Deluxe check order site
3. Enter Valley Bank's routing number 122402243
4. Enter your 10 digit account number and mailing zip code
5. On Check Categories, select Sports & Leisure
6. Select the College Spirit Check style


Personal Products   Check Enhancements   Home Office / Desk Books   [Order Checks for your Business](#)

### Sports & Leisure


Celebrate your favorite pastime or hobby with this great set of sporty checks! .  
Select a Product to View Details and Order

**Checks Categories**


- High Security
- Most Popular
- Animals
- Charitable
- Classic Characters
- Classical
- Contemporary
- Disney
- Exclusives
- Floral & Nature
- Guideline
- Mini-Paks
- Recycled Paper
- Scenic
- Sports & Leisure**
- Top Stub/End Stub
- Warner Brothers
- All Checks




Auburn University




College Spirit




Florida State University




Harley-Davidson © Live By It™




Indiana University




Kansas State University



North Carolina State University



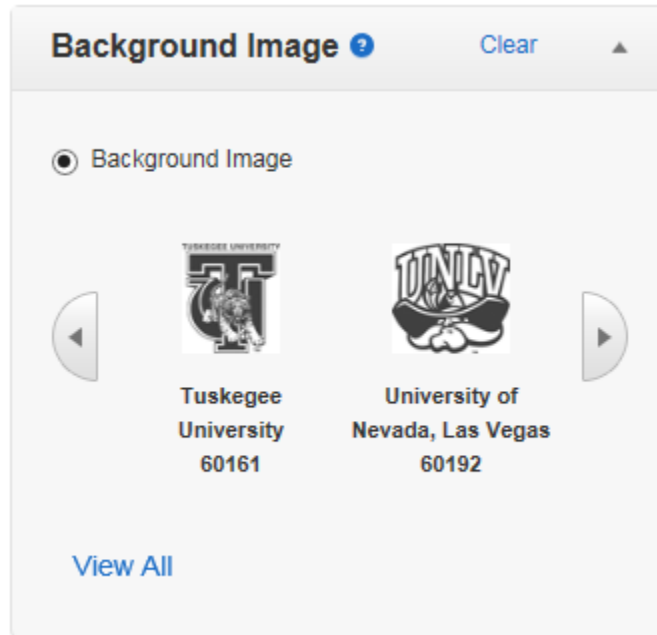
Ohio State University



Oklahoma State University

7. Complete your personal information for your checks as well as the starting check number.

8. Select the Background Image option. Select View All to display the collegiate logos available and then select UNLV.



9. Select your check type and box quantity, then confirm to continue on and submit your order.